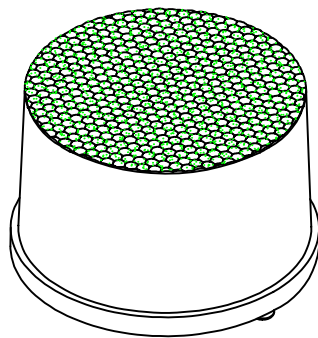
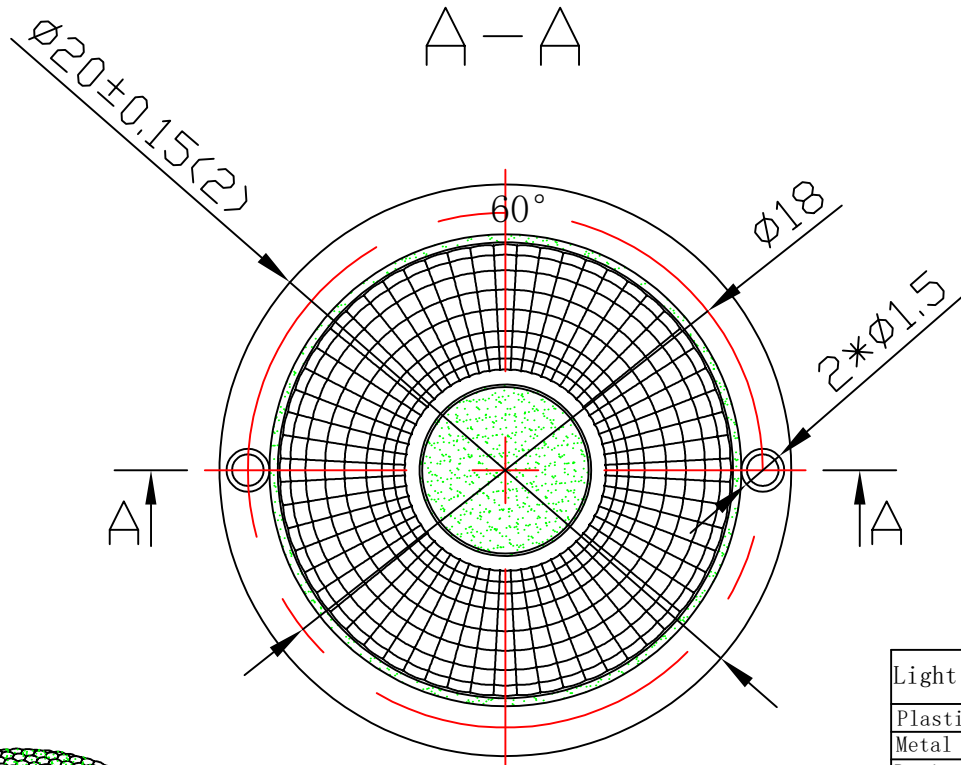
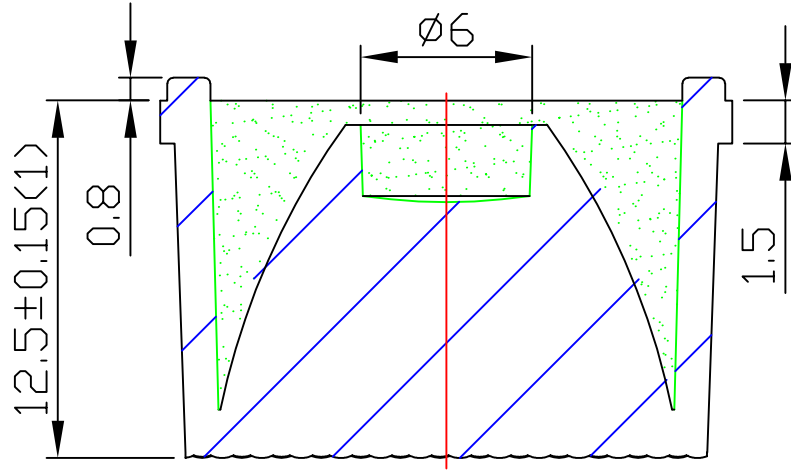
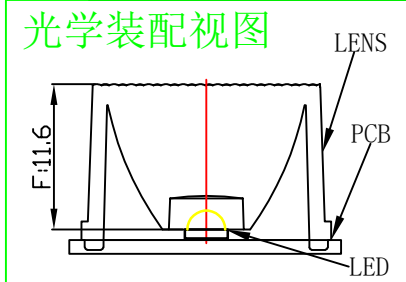


table for unmentioned tolerance in the drawing (unit: mm)					
0-5	5-30	30-120	120-250	250-400	400-700
±0.15	±0.2	±0.5	±0.8	±1.5	±2



Light Source	CREE XPE2
PlasticHolder	
Metal Adaptar	
Design Angle	60° ±5°
Measured Angle	57°
Efficiency	



Mark	Amended Times	Amended Content		Signature	Amended Date
Controll Version	AO	Design Version	K0	Client Version	
Designer		Drawing by		Proportion	1:1
Technology		Auditor		View	
Approval		Date	2019.07.04	Page	Total_Page_

Material:PMMA

Nata[®]
NATA Lighting Co.,Ltd

Customer Item	
Customer Code	NT
Product Number	
Product Name	CR01D020060BW