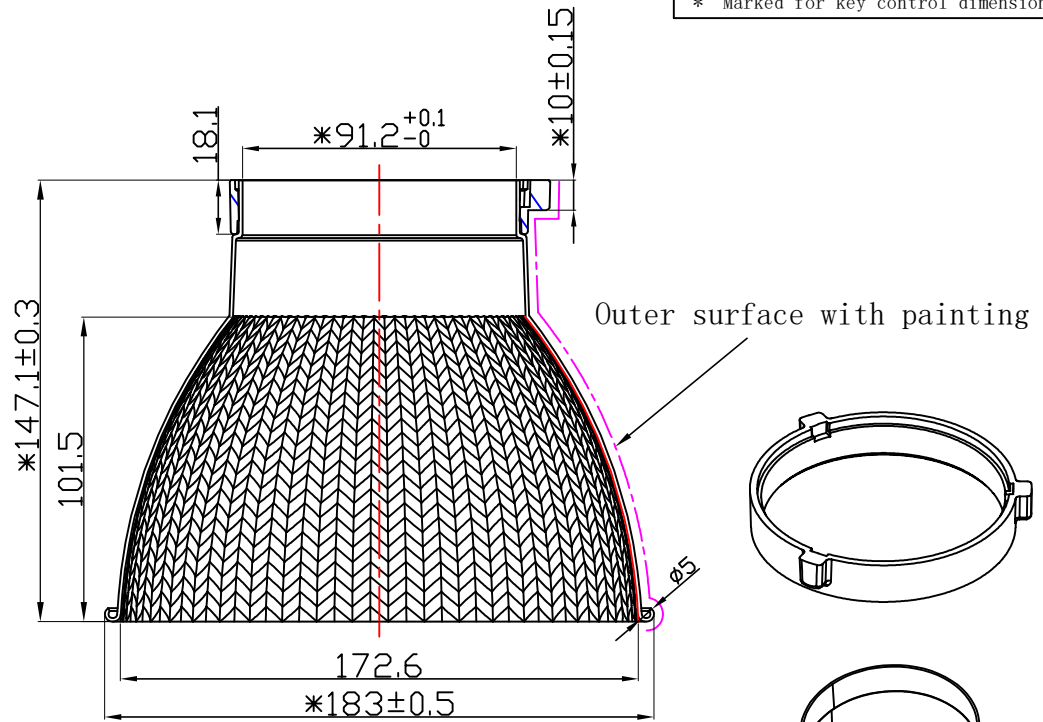
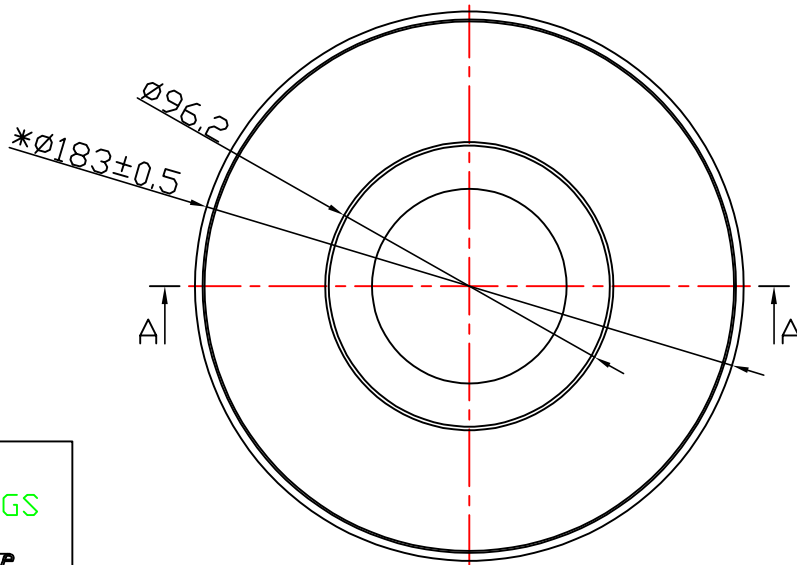


table for unmentioned tolerance in the drawing (unit: mm)				punch angle tolerance in the drawing (unit:degree)		
> 0-5	> 5-30	> 30-90	> 90-150	0-10	10-50	50-120
±0.15	±0.2	±0.4	±0.5	±1°	±0.5°	±0.3°
> 150-250	> 250-400	400-700		120-250	250-360	360 above
±0.8	±1.5	±2		±0.2°	±0.166°	±0.085°

"\*" Marked for key control dimensions

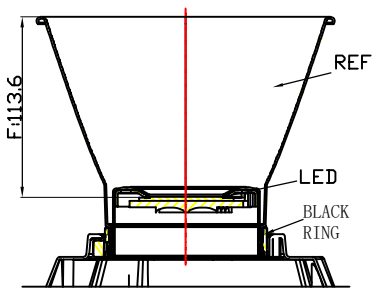


A-A



Light Source	客户光源
PlasticHolder	
Metal Adaptor	
Design Angle	52° ±5°
Measured Angle	57.3°
Efficiency	

ASSEMBLY DRAWINGS



- Technical requirements:
1. Material: t=1.2mm 1090AL.
  2. Surface treatment: Outer surface with painting, interior standard light.
  3. Product untolerance reference untolerance table.

P/N:	91.07.0777.000	版本/REV	KO
产品名称	7-0777-M		
客户代号	NT		
客户编号	7寸标准罩 52°		

标记	1	更改内容	签名	更改日期
Mark	Amended Times	Amended Content	Signature	Amended Date
设计		制图	比例	1:1
工艺		审核	视角	
批准		日期	页数	共1页 第1页
Approval		Date	Page	

图档路径  
The path of file

方案图  
Engineering drawings

Nata®