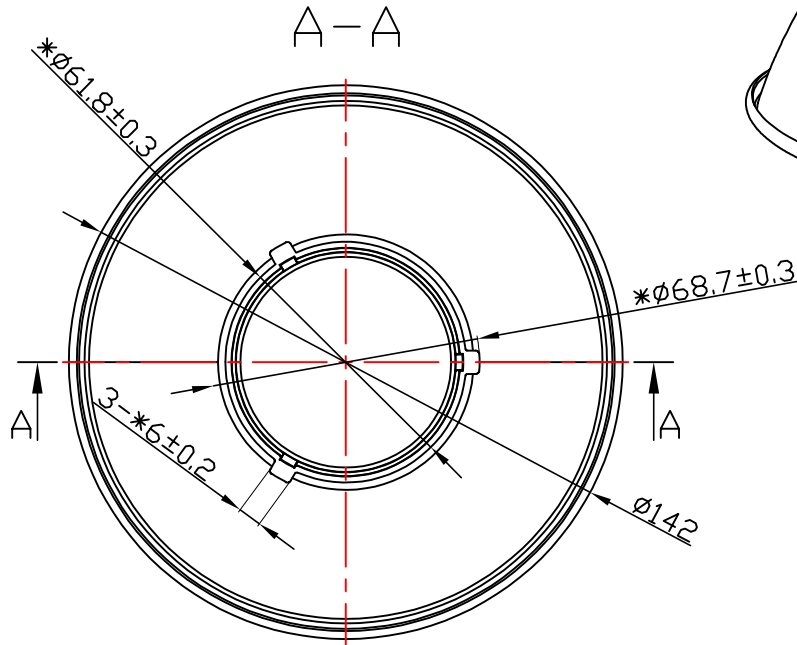
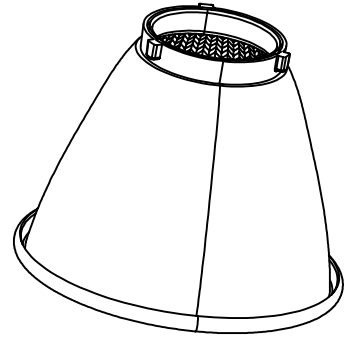
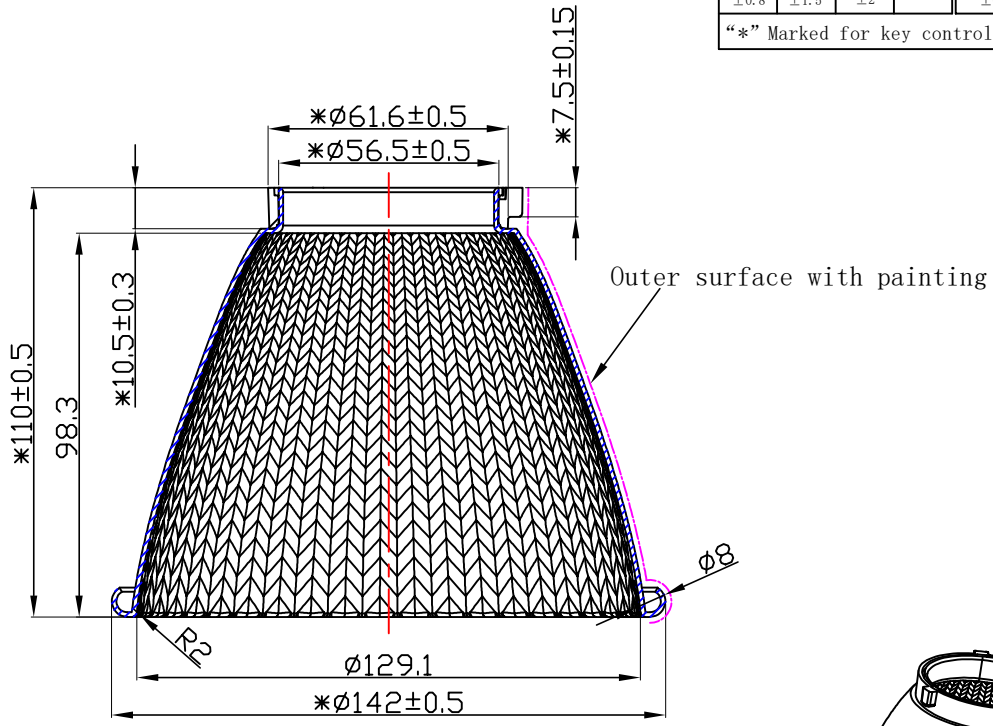


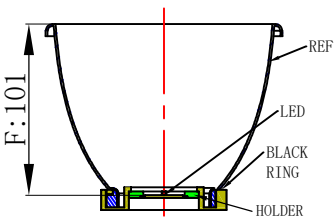
table for unmentioned tolerance in the drawing (unit: mm)				punch angle tolerance in the drawing (unit:degree)		
> 0-5	> 5-30	> 30-90	> 90-150	0-10	10-50	50-120
±0.15	±0.2	±0.4	±0.5	±1°	±0.5°	±0.3°
> 150-250	> 250-400	> 400-700		120-250	250-360	360 above
±0.8	±1.5	±2		±0.2°	±0.166°	±0.085°

"\*" Marked for key control dimensions



Light Source	LES为 $\phi 22.5\text{mm}$
PlasticHolder	
Metal Adaptor	
Design Angle	$40^\circ - 45^\circ$
Measured Angle	$39.2^\circ$
Efficiency	

ASSEMBLY DRAWINGS



- Technical requirements:
1. Material:  $t=1.2\text{mm}$  1090AL.
  2. Surface treatment: Outer surface with painting, interior standard light.
  3. Product untolerance reference untolerance table.

				P/N: 91.05.1209.000		版本/REV KO											
				产品名称 Product Name		5-1209-M											
				客户代号 Customer Code		NT											
				客户编号 Customer Item		标准罩40°											
<table border="1"> <tr> <td>标记 Mark</td> <td>处数 Amended Times</td> <td>更改内容 Amended Content</td> <td>签名 Signature</td> <td>更改日期 Amended Date</td> </tr> <tr> <td>1</td> <td></td> <td></td> <td></td> <td></td> </tr> </table>				标记 Mark	处数 Amended Times	更改内容 Amended Content	签名 Signature	更改日期 Amended Date	1					<p>方案图 Engineering drawings</p>		<p>图档路径 The path of file</p>	
标记 Mark	处数 Amended Times	更改内容 Amended Content	签名 Signature	更改日期 Amended Date													
1																	
<p>设计 Designer</p>		<p>制图 Drawing by</p>		<p>比例 Proportion</p>		<p>1:1</p>											
<p>工艺 Technology</p>		<p>审核 Auditor</p>		<p>视角 View</p>		<p>共1页 第1页</p>											
<p>批准 Approval</p>		<p>日期 Date</p>		<p>页数 Page</p>		<p>2021.08.13</p>											

