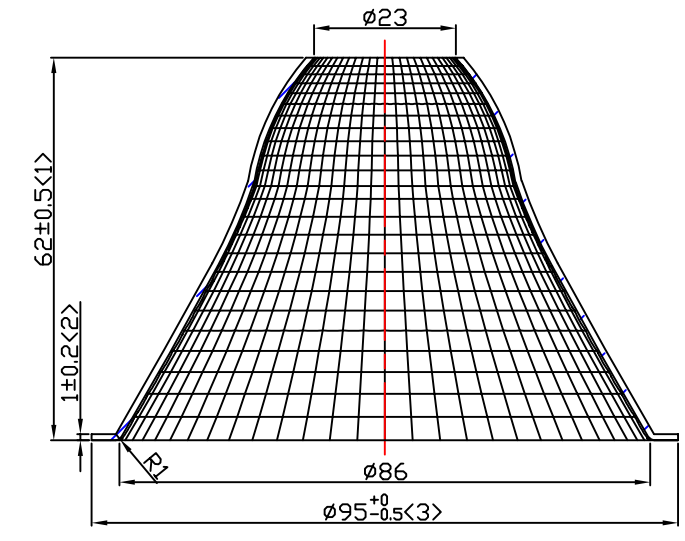
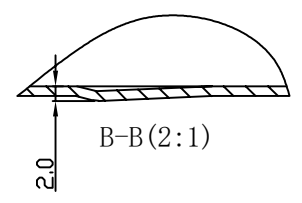
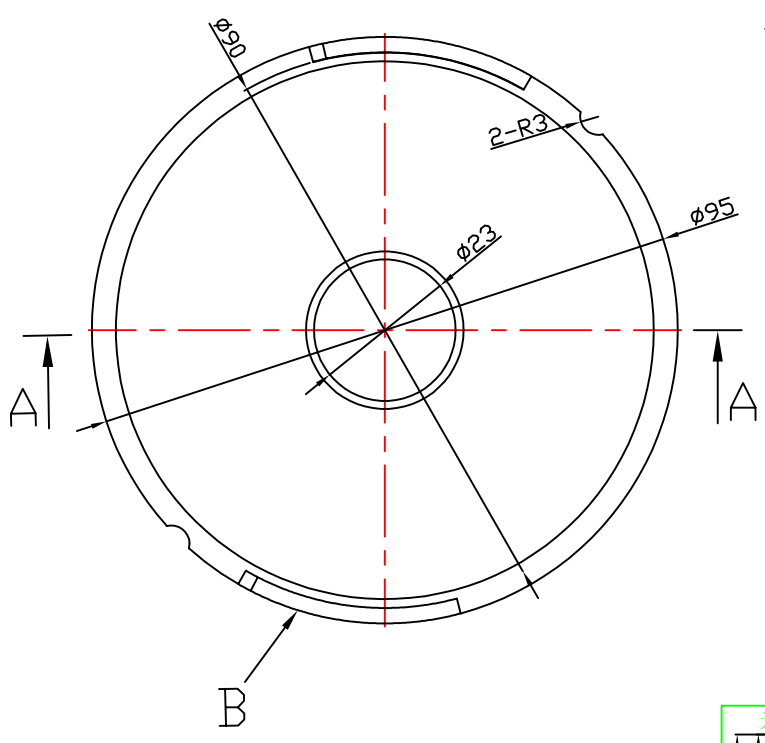


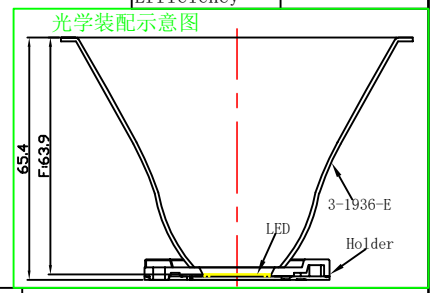
| table for unmentioned tolerance in the drawing (unit: mm) |         |         | punch angle tolerance in the drawing (unit: degree) |         |           |
|---|---------|---------|---|---------|-----------|
| 0-5   | 5-30    | 30-120  | 0-10  | 10-50   | 50-120    |
| ±0.15   | ±0.2    | ±0.5    | ±1°   | ±0.5°   | ±0.3°     |
| 120-250   | 250-400 | 400-700 | 120-250   | 250-360 | 360 above |
| ±0.8  | ±1.5    | ±2      | ±0.2°   | ±0.166° | ±0.083°   |



A-A



|                |                             |
|----------------|-----------------------------|
| Light Source   | LUMILEDS<br>LUXEON CoB 1208 |
| Plastic Holder | 99.02.73.181                |
| Metal Adaptor  |                             |
| Design Angle   | $36^\circ \pm 3^\circ$      |
| Measured Angle | $39.3^\circ$                |
| Efficiency     |                             |



| Mark             | Amended Times | Amended Content |            | Signature      | Amended Date |
|------------------|---------------|-----------------|------------|----------------|--------------|
| Controll Version | A0            | Design Version  | KO         | Client Version |              |
| Designer         |               | Drawing by      |            | Proportion     | 1:1          |
| Technology       |               | Auditor         |            | View           |              |
| Approval         |               | Date            | 2017.08.21 | Page           | Total Page   |

Material:T=1.0  
1090AL

**Nata**<sup>®</sup>  
**NATA Lighting Co.,Ltd**

|                |          |
|----------------|----------|
| Customer Item  |          |
| Customer Code  | NT       |
| Product Number |          |
| Product Name   | 3-1936-E |