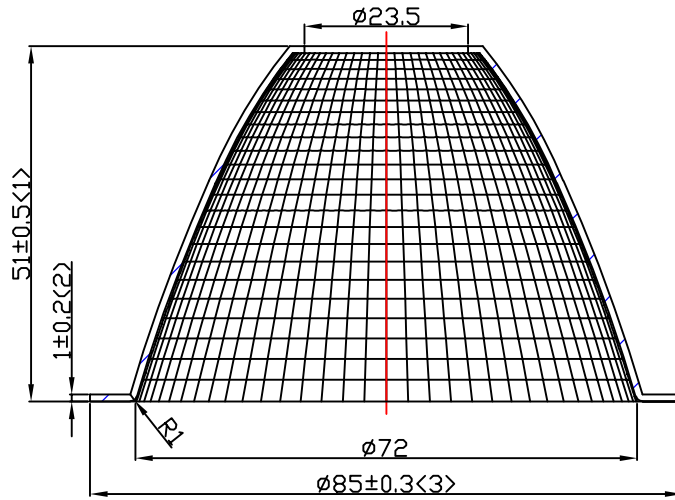
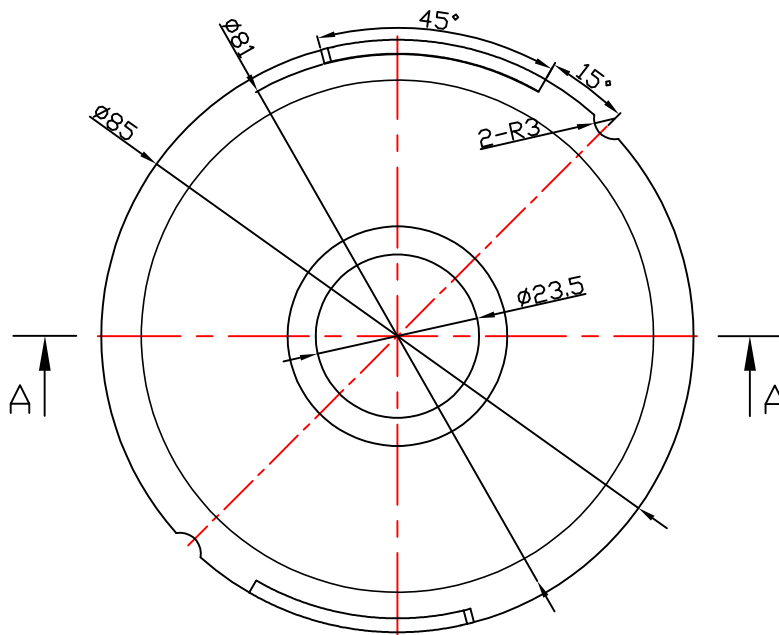


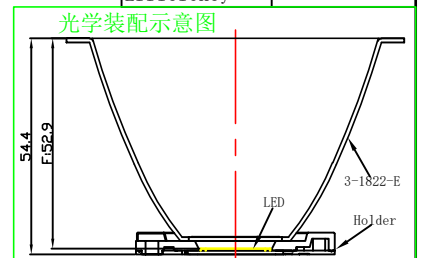
table for unmentioned tolerance in the drawing (unit: mm)			punch angle tolerance in the drawing (unit:degree)		
0-5	5-30	30-120	0-10	10-50	50-120
±0.15	±0.2	±0.5	±1°	±0.5°	±0.3°
120-250	250-400	400-700	120-250	250-360	360 above
±0.8	±1.5	±2	±0.2°	±0.166°	±0.083°



A-A



Light Source	LUMILEDS LUXEON COB 1208
PlasticHolder	99.02.73.181
Metal Adapter	
Design Angle	$16^\circ \pm 3^\circ$
Measured Angle	$16.9^\circ$
Efficiency	



Material:T=1.0  
1090AL

**Nata**<sup>®</sup>  
**NATA Lighting Co.,Ltd**

Mark	Amended Times	Amended Content		Signature	Amended Date	Customer Item	
Controll Version	AO	Design Version	K0	Client Version		Customer Code	NT
Designer		Drawing by		Proportion	1:1	Product Number	
Technology		Auditor		View		Product Name	3-1822-E
Approval		Date	2016.07.07	Page	Total_Page_		