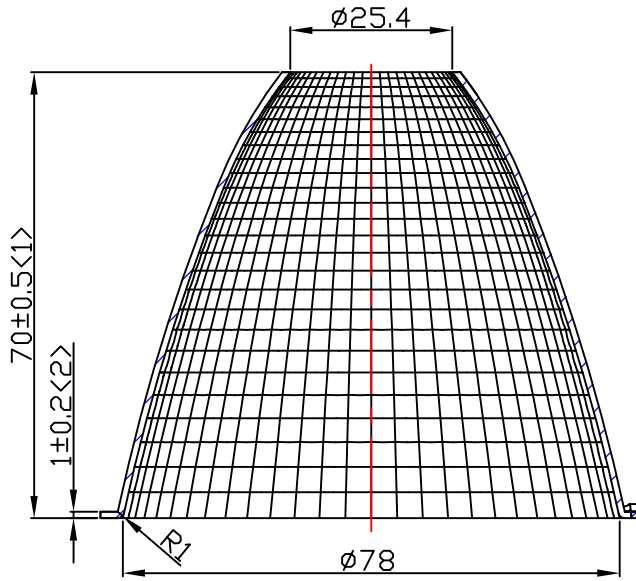
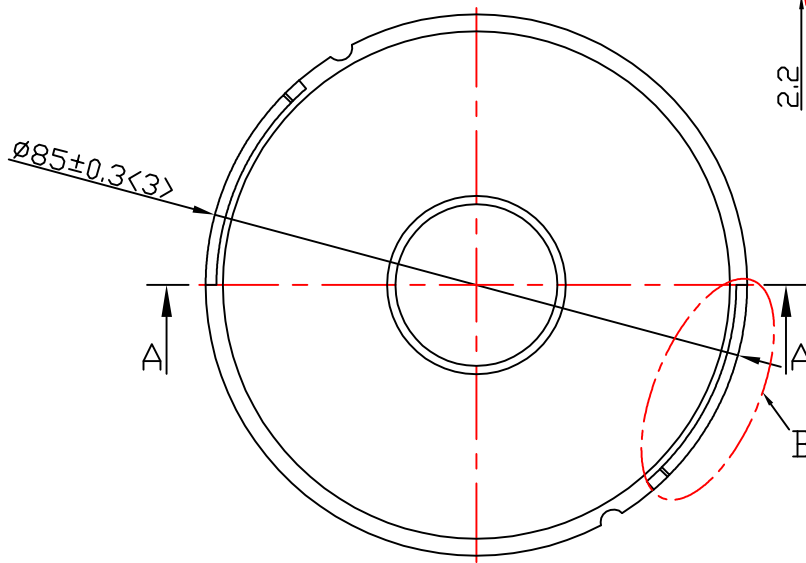
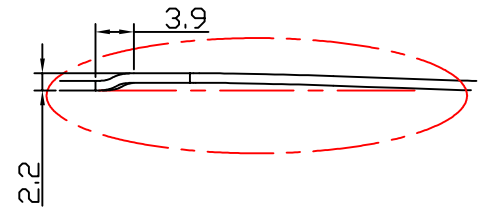


table for unmentioned tolerance in the drawing (unit: mm)			punch angle tolerance in the drawing (unit:degree)		
0-5	5-30	30-120	0-10	10-50	50-120
±0.15	±0.2	±0.5	±1°	±0.5°	±0.3°
120-250	250-400	400-700	120-250	250-360	360 above
±0.8	±1.5	±2	±0.2°	±0.166°	±0.083°

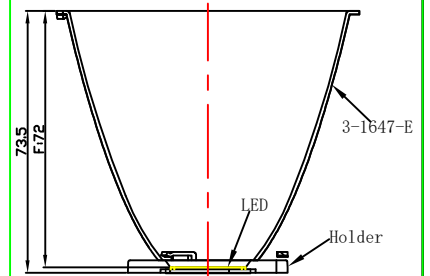


A-A



Light Source	CREE CXA2520
PlasticHolder	92. 70. 134. 00
Metal Adaptor	
Design Angle	$24^\circ \pm 3^\circ$
Measured Angle	$26^\circ$
Efficiency	

光学装配示意图



Material:T=1.0  
1090AL

**Nata**<sup>®</sup>  
**NATA Lighting Co.,Ltd**

Mark	Amended Times	Amended Content		Signature	Amended Date	Customer Item	
Controll Version	AO	Design Version	K0	Client Version		Customer Code	NT
Designer		Drawing by		Proportion	1:1	Product Number	
Technology		Auditor		View		Product Name	3-1647-E
Approval		Date	2015. 03. 13	Page	Total Page		