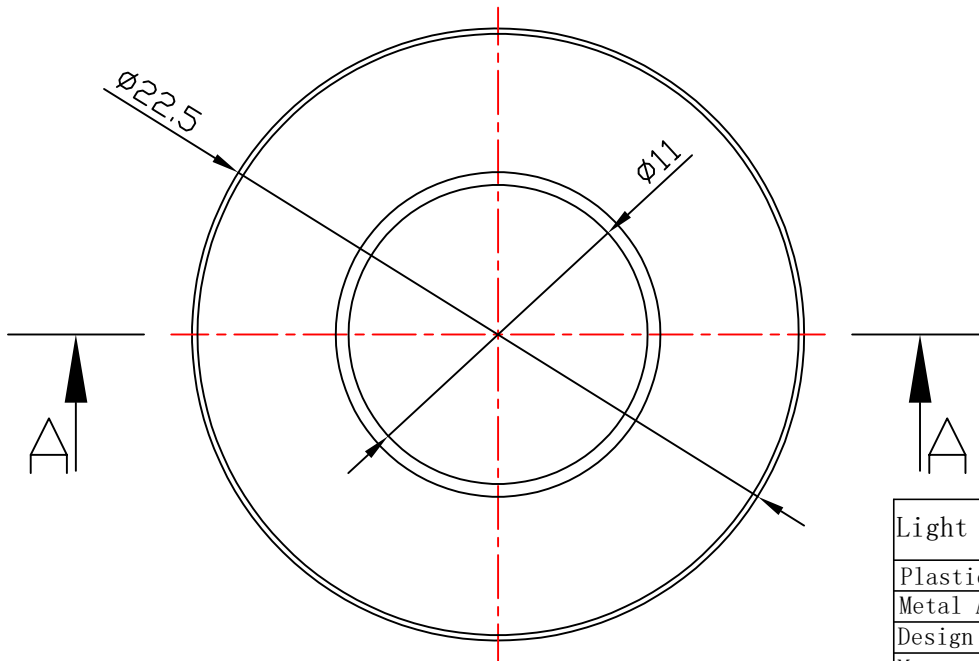
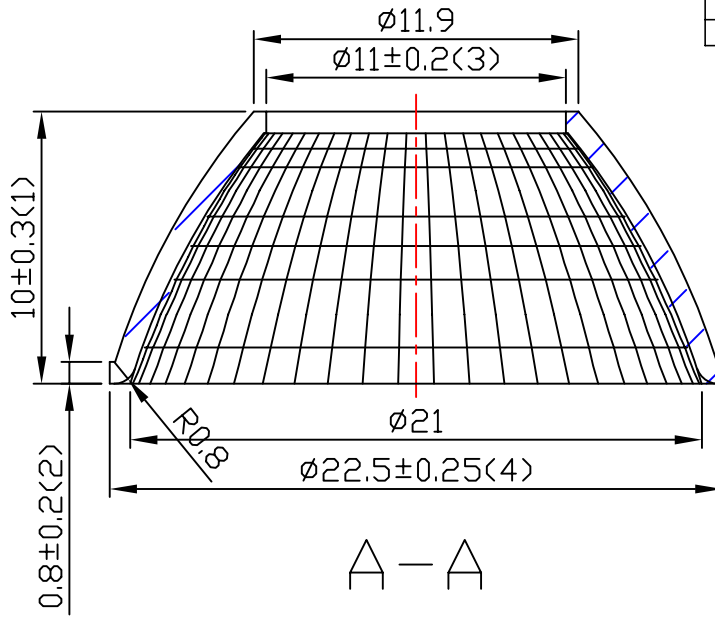
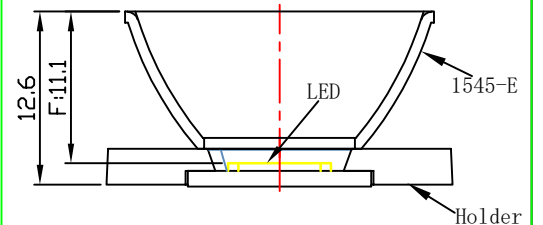


table for unmentioned tolerance in the drawing (unit: mm)			punch angle tolerance in the drawing (unit:degree)		
0-5	5-30	30-120	0-10	10-50	50-120
±0.15	±0.2	±0.5	±1°	±0.5°	±0.3°
120-250	250-400	400-700	120-250	250-360	360 above
±0.8	±1.5	±2	±0.2°	±0.166°	±0.083°



Light Source	CREE CXA1304
PlasticHolder	92.70.043.00
Metal Adaptar	
Design Angle	$25^\circ \pm 3^\circ$
Measured Angle	27.5°
Efficiency	

光学装配视图



Mark	Amended Times	Amended Content		Signature	Amended Date
Controll Version	A0	Design Version	K0	Client Version	
Designer		Drawing by		Proportion	1:1
Technology		Auditor		View	
Approval		Date	2019.05.18	Page	Total_Page_

Material:T=0.8 1090AL

Nata[®]
NATA Lighting Co.,Ltd

Customer Item	
Customer Code	NT
Product Number	
Product Name	1545-E