
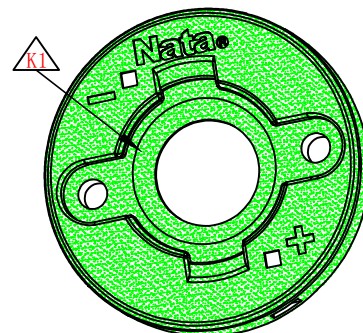
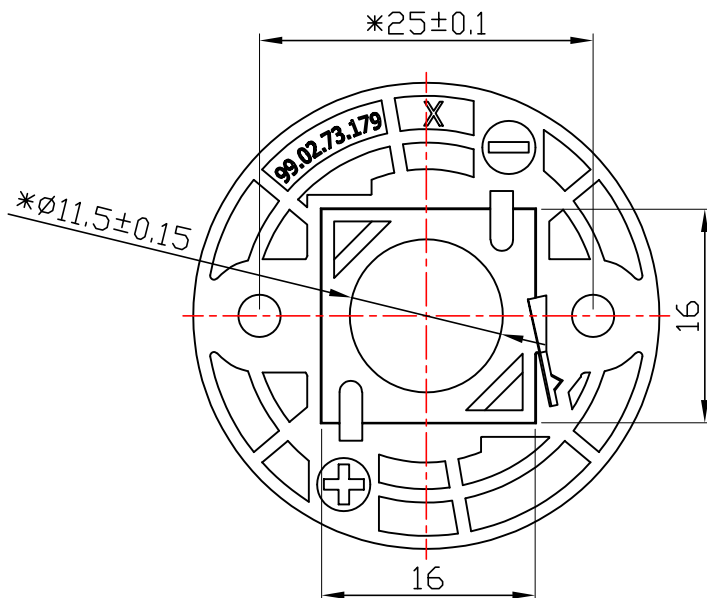
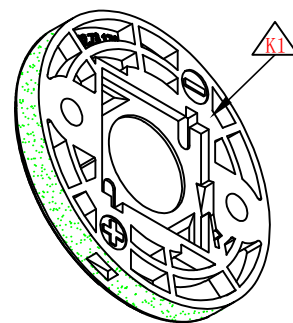
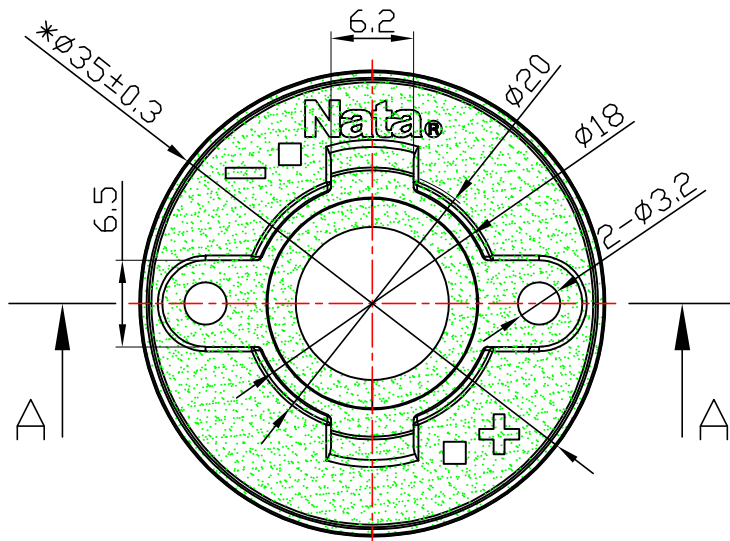


Dimensions in "\*" are critical size  
 Undefined tolerances according to GB/T14486-2008-MT6

(单位: mm)



A-A



Technical requirements:

1. Material: PBT 15%GF, UL 94 V0.
2. Press 3D for product without fillet and die drawing Angle.
3. Electric wires: 0.32mm<sup>2</sup>~0.81mm<sup>2</sup>, 18AWG, 20AWG, 22AWG; Tin plating after stripping 7mm

P/N:	99.02.73.179	版本/REV	K1
产品名称 Product Name	0273179免焊支架-CXA15		
客户代号 Customer Code	NT		
客户编号 Customer Item			

2 设计 Designer 工艺 Technology 批准 Approval	1、更改产品结构; 2、更改产品名称,由CREE CXA15免焊支架(7.42.040B)更改为0273179免焊支架-CXA15	2022.01.24	方案图 Engineering drawings		图档路径 The path of file

**Nata**<sup>®</sup>